



RoHS TEST REPORT

APPLICANT : Shanghai Simcom Limited
PRODUCT NAME : SIM33ELA
MODEL NAME : N/A
BRAND NAME : N/A
TEST REQUEST : Test as requested by client
TEST DATE : 2018-03-21 to 2018-03-28
ISSUE DATE : 2018-04-08
CONCLUSION : Based on the verification results of the submitted samples, the results of Lead,Mercury,Cadmium,Hexavalent chromium, Polybrominated biphenyls (PBBs),Polybrominated diphenyl ethers (PBDEs) and Phthalates such as Bis (2-ethylhexyl) phthalate (DEHP), Dibutyl phthalate (DBP), Butyl benzyl Phthalate (BBP), Diisobutyl phthalate (DIBP)comply with the limits as set by RoHS Directive (EU) 2015/863 amending Annex II to Directive 2011/65/EU

Tested by : _____
Liu Rui(Test engineer)

Approved by : _____
Xiaoshan Ni (Supervisor)

NOTE: This document is issued by MORLAB, the test report shall not be reproduced except in full without prior written permission of the company. The test results apply only to the particular sample(s) tested and to the specific tests carried out which is available on request for validation and information confirmed at our website.



DIRECTORY

TEST REPORT DECLARATION	2
1. TECHNICAL INFORMATION	3
1.1. APPLICANT INFORMATION	3
2. COMPONENT DESCRIPTION	3
3. TEST METHODS	5
3.1. SCREENING TEST BY XRF SPECTROSCOPY	5
3.2. CHEMICAL TEST	5
4. TEST RESULTS AND PHOTOGRAPHS OF SAMPLE	6
ANNEX A Photographs of the EUT	14
ANNEX B GENERAL INFORMATION	15



1. Technical Information

Note: Provided by applicant

1.1 Applicant Information

Applicant Shanghai Simcom Limited
Applicant Address Building A, SIM Technology Building, No.633, Jinzhong Road, Changning District, Shanghai P.R.China 200335
Manufacturer N/A
Manufacturer Address N/A

2. Component Description

Part No.	Sample No.	Sample Description	Sample Material
1	A	SIM33ELA	
2	A-1	X00011000155	COMPOSITE
3	A-2	X00012100454	COMPOSITE
4	A-3	X00012100480	COMPOSITE
5	A-4	X00012100457	COMPOSITE
6	A-5	X00012100229	COMPOSITE
7	A-6	X00012100211	COMPOSITE
8	A-7	X00012100149	COMPOSITE
9	A-8	X00012100212	COMPOSITE
10	A-9	X00012020003	COMPOSITE
11	A-10	X00012100153	COMPOSITE
12	A-11	X00012020789	COMPOSITE
13	A-12	X00012100151	COMPOSITE
14	A-13	X00012100088	COMPOSITE
15	A-14	X00012100120	COMPOSITE
16	A-15	X00012100305	COMPOSITE



Part No.	Sample No.	Sample Description	Sample Material
17	A-16	X00014100430	COMPOSITE
18	A-17	X00014220006	COMPOSITE
19	A-18	X00013020113	COMPOSITE
20	A-19	X00013620777	COMPOSITE
21	A-20	X00013620502	COMPOSITE
22	A-21	X00014120216	COMPOSITE
23	A-22	X00021121463	COMPOSITE
24	A-23	X00027220363	COMPOSITE
25	A-24	X00014220087	COMPOSITE
26	A-25	X00024021265	COMPOSITE

draft

3. Test Methods

3.1. Screening test by XRF spectroscopy

Element	Polymer	Metal	Composite Materials
Cd	$P \leq 70 - 3\sigma < D < 130 + 3\sigma \leq F$	$P \leq 70 - 3\sigma < D < 130 + 3\sigma \leq F$	$P \leq 50 - 3\sigma < D < 150 + 3\sigma \leq F$
Pb	$P \leq 700 - 3\sigma < D < 1300 + 3\sigma \leq F$	$P \leq 700 - 3\sigma < D < 1300 + 3\sigma \leq F$	$P \leq 500 - 3\sigma < D < 1500 + 3\sigma \leq F$
Hg	$P \leq 700 - 3\sigma < D < 1300 + 3\sigma \leq F$	$P \leq 700 - 3\sigma < D < 1300 + 3\sigma \leq F$	$P \leq 500 - 3\sigma < D < 1500 + 3\sigma \leq F$
Br	$P \leq 300 - 3\sigma < D$	----	$P \leq 250 - 3\sigma < D$
Cr	$P \leq 700 - 3\sigma < D$	$P \leq 700 - 3\sigma < D$	$P \leq 500 - 3\sigma < D$

Note: P = PASS

F = FAIL

The symbol "D" marks the region where further investigation is necessary.





XRF testing results are only used for reference.





3.2. Chemical Test





Test item	Procedure	Apparatus	MDL(mg/kg)
Hg	With reference to IEC 62321-4:2013	ICP-OES	2
Cd & Pb	With reference to IEC 62321-5:2013	CV-AAS or ICP-OES	2
Cr ⁶⁺	With reference to IEC 62321-7-2:2017 (For Polymer and Electronics)	UV-VIS	2
	With reference to IEC 62321-7-1:2015 [▲] (For Plating on Metals)		0.1ug/cm ²
PBBs & PBDEs	With reference to IEC 62321-6:2015	GC-MS	5
Phthalates (DBP,BBP,DEHP,DIBP)	With reference to IEC 62321-8:2017	GC-MS	10





4. Test Results and Photographs of Sample





The results of XRF screening and chemical test (Unit: mg/kg)

No.	Sample No.	Figure	X-ray Screening		chemical test				
			Element	Data	UV-Vis	ICP-OES	GC-MS		
1	A-1		Pb	N.D.	/	/	/		
			Cd	N.D.					
			Hg	N.D.					
			Cr	N.D.					
			Br	N.D.					
			Cr ⁶⁺						
			PBBs						
			PBDEs						
			DBP						N.D.
			BBP						N.D.
			DEHP						N.D.
DIBP				N.D.					
2	A-2		Pb	N.D.	/	/	/		
			Cd	N.D.					
			Hg	N.D.					
			Cr	N.D.					
			Br	N.D.					
			Cr ⁶⁺						
			PBBs						
			PBDEs						
			DBP						N.D.
			BBP						N.D.
			DEHP						N.D.
DIBP				N.D.					
3	A-3		Pb	N.D.	/	/	/		
			Cd	N.D.					
			Hg	N.D.					
			Cr	N.D.					
			Br	N.D.					
			Cr ⁶⁺						
			PBBs						
			PBDEs						
			DBP						N.D.
			BBP						N.D.
			DEHP						N.D.
DIBP				N.D.					
4	A-4		Pb	N.D.	/	/	/		
			Cd	N.D.					
			Hg	N.D.					
			Cr	N.D.					
			Br	N.D.					
			Cr ⁶⁺						
			PBBs						
			PBDEs						
			DBP						N.D.
			BBP						N.D.
			DEHP						N.D.
DIBP				N.D.					


No.	Sample No.	Figure	X-ray Screening		chemical test			
			Element	Data	UV-Vis	ICP-OES	GC-MS	
5	A-5		Pb	N.D.	/	/	/	
			Cd	N.D.				
			Hg	N.D.				
			Cr	N.D.				
			Br	N.D.				
			Cr ⁶⁺					
			PBBs					
			PBDEs					
			DBP					N.D.
			BBP					N.D.
			DEHP					N.D.
DIBP		N.D.						
6	A-6		Pb	N.D.	/	/	/	
			Cd	N.D.				
			Hg	N.D.				
			Cr	N.D.				
			Br	N.D.				
			Cr ⁶⁺					
			PBBs					
			PBDEs					
			DBP					N.D.
			BBP					N.D.
			DEHP					N.D.
DIBP		N.D.						
7	A-7		Pb	N.D.	/	/	/	
			Cd	N.D.				
			Hg	N.D.				
			Cr	N.D.				
			Br	N.D.				
			Cr ⁶⁺					
			PBBs					
			PBDEs					
			DBP					N.D.
			BBP					N.D.
			DEHP					N.D.
DIBP		N.D.						
8	A-8		Pb	N.D.	/	/	/	
			Cd	N.D.				
			Hg	N.D.				
			Cr	N.D.				
			Br	N.D.				
			Cr ⁶⁺					
			PBBs					
			PBDEs					
			DBP					N.D.
			BBP					N.D.
			DEHP					N.D.
DIBP		N.D.						

No.	Sample No.	Figure	X-ray Screening		chemical test			
			Element	Data	UV-Vis	ICP-OES	GC-MS	
9	A-9		Pb	N.D.	/	/	/	
			Cd	N.D.				
			Hg	N.D.				
			Cr	N.D.				
			Br	N.D.				
			Cr ⁶⁺					
			PBBs					
			PBDEs					
			DBP					N.D.
			BBP					N.D.
			DEHP					N.D.
DIBP		N.D.						
10	A-10		Pb	N.D.	/	/	/	
			Cd	N.D.				
			Hg	N.D.				
			Cr	N.D.				
			Br	N.D.				
			Cr ⁶⁺					
			PBBs					
			PBDEs					
			DBP					N.D.
			BBP					N.D.
			DEHP					N.D.
DIBP		N.D.						
11	A-11		Pb	N.D.	/	/	/	
			Cd	N.D.				
			Hg	N.D.				
			Cr	N.D.				
			Br	N.D.				
			Cr ⁶⁺					
			PBBs					
			PBDEs					
			DBP					N.D.
			BBP					N.D.
			DEHP					N.D.
DIBP		N.D.						
12	A-12		Pb	N.D.	/	/	/	
			Cd	N.D.				
			Hg	N.D.				
			Cr	N.D.				
			Br	N.D.				
			Cr ⁶⁺					
			PBBs					
			PBDEs					
			DBP					N.D.
			BBP					N.D.
			DEHP					N.D.
DIBP		N.D.						

No.	Sample No.	Figure	X-ray Screening		chemical test			
			Element	Data	UV-Vis	ICP-OES	GC-MS	
13	A-13		Pb	N.D.	/	/	/	
			Cd	N.D.				
			Hg	N.D.				
			Cr	N.D.				
			Br	N.D.				
			Cr ⁶⁺					
			PBBs					
			PBDEs					
			DBP					N.D.
			BBP					N.D.
DEHP		N.D.						
DIBP		N.D.						
14	A-14		Pb	N.D.	/	/	/	
			Cd	N.D.				
			Hg	N.D.				
			Cr	N.D.				
			Br	N.D.				
			Cr ⁶⁺					
			PBBs					
			PBDEs					
			DBP					N.D.
			BBP					N.D.
DEHP		N.D.						
DIBP		N.D.						
15	A-15		Pb	N.D.	/	/	/	
			Cd	N.D.				
			Hg	N.D.				
			Cr	N.D.				
			Br	N.D.				
			Cr ⁶⁺					
			PBBs					
			PBDEs					
			DBP					N.D.
			BBP					N.D.
DEHP		N.D.						
DIBP		N.D.						
16	A-16		Pb	N.D.	/	/	/	
			Cd	N.D.				
			Hg	N.D.				
			Cr	N.D.				
			Br	N.D.				
			Cr ⁶⁺					
			PBBs					
			PBDEs					
			DBP					N.D.
			BBP					N.D.
DEHP		N.D.						
DIBP		N.D.						

No.	Sample No.	Figure	X-ray Screening		chemical test			
			Element	Data	UV-Vis	ICP-OES	GC-MS	
17	A-17		Pb	N.D.	/	/	/	
			Cd	N.D.				
			Hg	N.D.				
			Cr	N.D.				
			Br	N.D.				
			Cr ⁶⁺					
			PBBs					
			PBDEs					
			DBP					N.D.
			BBP					N.D.
			DEHP					N.D.
DIBP		N.D.						
18	A-18		Pb	N.D.	/	/	/	
			Cd	N.D.				
			Hg	N.D.				
			Cr	N.D.				
			Br	N.D.				
			Cr ⁶⁺					
			PBBs					
			PBDEs					
			DBP					N.D.
			BBP					N.D.
			DEHP					N.D.
DIBP		N.D.						
19	A-19		Pb	N.D.	/	/	/	
			Cd	N.D.				
			Hg	N.D.				
			Cr	N.D.				
			Br	943.4				
			Cr ⁶⁺					
			PBBs					N.D.
			PBDEs					N.D.
			DBP					N.D.
			BBP					N.D.
			DEHP					N.D.
DIBP		N.D.						
20	A-20		Pb	N.D.	/	/	/	
			Cd	N.D.				
			Hg	N.D.				
			Cr	N.D.				
			Br	N.D.				
			Cr ⁶⁺					
			PBBs					
			PBDEs					
			DBP					N.D.
			BBP					N.D.
			DEHP					N.D.
DIBP		N.D.						


No.	Sample No.	Figure	X-ray Screening		chemical test			
			Element	Data	UV-Vis	ICP-OES	GC-MS	
21	A-21		Pb	N.D.	/	/	/	
			Cd	N.D.				
			Hg	N.D.				
			Cr	N.D.				
			Br	N.D.				
			Cr ⁶⁺					
			PBBs					
			PBDEs					
			DBP					N.D.
			BBP					N.D.
DEHP		N.D.						
DIBP		N.D.						
22	A-22		Pb	N.D.	/	/	/	
			Cd	N.D.				
			Hg	N.D.				
			Cr	N.D.				
			Br	2.3×10 ³				
			Cr ⁶⁺					
			PBBs					
			PBDEs					
			DBP					N.D.
			BBP					N.D.
DEHP		N.D.						
DIBP		N.D.						
23	A-23		Pb	N.D.	/	/	/	
			Cd	N.D.				
			Hg	N.D.				
			Cr	N.D.				
			Br	N.D.				
			Cr ⁶⁺					
			PBBs					
			PBDEs					
			DBP					N.D.
			BBP					N.D.
DEHP		N.D.						
DIBP		N.D.						
24	A-24		Pb	N.D.	/	/	/	
			Cd	N.D.				
			Hg	N.D.				
			Cr	N.D.				
			Br	N.D.				
			Cr ⁶⁺					
			PBBs					
			PBDEs					
			DBP					N.D.
			BBP					N.D.
DEHP		N.D.						
DIBP		N.D.						

No.	Sample No.	Figure	X-ray Screening		chemical test		
			Element	Data	UV-Vis	ICP-OES	GC-MS
25	A-25		Pb	N.D.	/	/	/
			Cd	N.D.			
			Hg	N.D.			
			Cr	N.D.			
			Br	/			
			Cr ⁶⁺				
			PBBs				
			PBDEs				
			DBP				
			BBP				
			DEHP				
			DIBP				

Remark:

- (1) mg/kg=ppm
- (2) N.D. = Not Detected (< MDL);
- (3)"/"= Not Conducted
- (4)MDL = Method Detection Limit
- (5) ^ = a. The sample is negative for Cr⁶⁺ - the Cr⁶⁺ concentration is below the limit 0.10ug/cm². The coating is considered a non-Cr⁶⁺ based coating.
 b. The sample positive for Cr⁶⁺ if the Cr⁶⁺ concentration is greater than 0.13ug/cm². The sample coating is considered to contain Cr⁶⁺.
 c. The result between 0.10ug/cm² and 0.13ug/cm² is considered to be inconclusive unavoidable coating variations may influence the determination.

Annex A Photographs of the EUT





Annex B General Information

1.1 Identification of the Responsible Testing Laboratory

Company Name:	Shenzhen Morlab Communications Technology Co., Ltd.
Department:	Morlab Laboratory
Address:	FL.3, Building A, FeiYang Science Park, No.8 LongChang Road, Block 67, BaoAn District, ShenZhen, GuangDong Province, P. R. China
Responsible Test Lab Manager:	Mr. Su Feng
Telephone:	+86 755 36698555
Facsimile:	+86 755 36698525

1.2 Test Equipment Utilized

No.	Equipment Name	Serial No.	Type	Manufacturer	Cal.Date	Cal.Due Date
1	X-Ray Fluorescence Spectroscopy(XRF)	0102	EDX-1800B	Skyray	2017.05.23	2018.05.23
2	gas chromatograph-mass spectrometer (GC-MS)	CN10617090	6890-5975I	Agilent	2017.05.23	2018.05.23
3	ultraviolet-visible spectrophotometer(UV-Vis)	0153	UV-1100	Labtech	2017.05.23	2018.05.23
4	IPC-OES	842320072001	iCAP7200	Thermo	2017.05.23	2018.05.23

***** END OF REPORT *****